

January 9, 2018

Mr. Danny Lee
Madison County Board of Supervisors
125 West North Street
Canton, Mississippi 39046

**RE: MADISON COUNTY
COURTROOM & ADMINISTRATIVE AREA RENOVATION
CANTON, MISSISSIPPI**

RE: CHANGE ORDER NO. 002

Dear Danny:

Attached for your review and the Board's execution are 3 copies of Flagstar Construction Company's *Change Order No. 002*.

This Change Order is composed of two elements. One is an additional \$1,935 to delete Door C113 and to add Panic Hardware to Door C114. The second element is the County's request to remove the Existing Floor Tile and Rubber Base and provide New Floor Tile and Rubber Base in Corridors C105 and C114 which were not part of the original project, and therefore, not included in the Contractor's original Bid Price.

We have reviewed this, and in our opinion the proposed total price of \$4,058.20 dollars is reasonable for these proposed changes. Therefore, we recommend that this Change Order be approved by the County.

Please note that this will come from the \$25,000 Contingency which is already part of the Contractor's Bid. Therefore, the actual increase in the Contract Cost is Zero (\$0) dollars. This will leave \$20,941.80 remaining in the Contingency. Any monies remaining in the Contingency at the end of the project will be deducted and returned to the County.

Please don't hesitate to contact me if you have any questions or need additional information

Sincerely:

JH&H ARCHITECTS / PLANNERS / INTERIORS, PA



J. CARL FRANCO, AIA, LEED AP
Principal

cc: Shelton Vance

a professional association



AIA[®]

Document G701[™] – 2017

Change Order

PROJECT: <i>(Name and address)</i> Madison County Courtroom and Administration Area Renovation	CONTRACT INFORMATION: Contract For: General Construction Date: August 25, 2017	CHANGE ORDER INFORMATION: Change Order Number: 002 Date: January 8, 2018
OWNER: <i>(Name and address)</i> Madison County Board of Supervisors 125 West North Street, Canton, MS 39046	ARCHITECT: <i>(Name and address)</i> JH&H Architects, Planners, Interiors PA 1047 North Flowood Drive, Flowood, MS 39232-9533	CONTRACTOR: <i>(Name and address)</i> Flagstar Construction Co., Inc. 2006 Aspen Cove, Brandon, MS 39042

THE CONTRACT IS CHANGED AS FOLLOWS:

(Insert a detailed description of the change and, if applicable, attach or reference specific exhibits. Also include agreed upon adjustments attributable to executed Construction Change Directives.)

- A. Delete Door C113 and Add Panic Hardware to Door C114 - ADD \$1,935.00
- B. Remove existing Vinyl Composition Tile (VCT) and existing Rubber Base (RB) and provide new VCT and RB in Corridors C105 and C114 - ADD \$2,123.20
- C. The Total add for these changes is \$4,058.20, which will be deducted from the Project Contingency Fund of \$25,000.00.

This leaves the Project Contingency Fund at \$20,941.80 remaining in the Project.

The original Contract Sum was	\$ 416,500.00
The net change by previously authorized Change Orders	\$ 38,980.00
The Contract Sum prior to this Change Order was	\$ 455,480.00
The Contract Sum will be increased by this Change Order in the amount of	\$ 0.00
The new Contract Sum including this Change Order will be	\$ 455,480.00


The Contract Time will be increased by Two (2) days.
The new date of Substantial Completion will be February 24, 2018

NOTE: This Change Order does not include adjustments to the Contract Sum or Guaranteed Maximum Price, or the Contract Time, that have been authorized by Construction Change Directive until the cost and time have been agreed upon by both the Owner and Contractor, in which case a Change Order is executed to supersede the Construction Change Directive.

NOT VALID UNTIL SIGNED BY THE ARCHITECT, CONTRACTOR AND OWNER.

JH&H Architects, Planners, Interiors PA

ARCHITECT *(Firm name)*


SIGNATURE

J. Carl Franco, Principal

PRINTED NAME AND TITLE

1-8-2018
DATE

Flagstar Construction Co., Inc.

CONTRACTOR *(Firm name)*


SIGNATURE


Steve Rowell, President

PRINTED NAME AND TITLE

1/8/18
DATE

Madison County Board of Supervisors

OWNER *(Firm name)*


SIGNATURE

David Bishop, President

PRINTED NAME AND TITLE

DATE



2006 ASPEN COVE • BRANDON, MS • 39042 PHONE: (601) 824-4646 FAX: (601) 824-2211 www.flagstarconstruction.com

December 20, 2017

Madison County Courtroom & Admin Renovations #17-100

Carl Franco
JH&H Architects/Planners/Interiors, PA
1047 North Flowood Drive
Flowood, MS 39232-9533

Change Proposal 005 Rev 1

Mr. Franco:

Please accept the following as our proposal for changes indicated in the attached proposals, as requested. These items will include panic hardware and installation on door C114 and delete door C113. The total cost is as follows:

- Total Cost.....\$1,935.00

Proposal expires in fourteen (14) days. We request no additional days to the contract duration for this additional work. Please feel free to contact me, should further information be required.

Sincere thanks,

A handwritten signature in cursive script that reads "A. Galey".

Amanda Galey
Project Manager
Flagstar Construction

Estimate Detail



Flagstar Construction
 2006 Aspen Cove
 Brandon, MS 39042

Madison County Courtroom & Admin Renovation - Provide and install panic hardware to door C114 and delete door C113.

Report DOES NOT include Taxes & Insurance or Indirect Costs.

Printed 1/8/2018

General Contractor

Description	Quantity	Unit	UNIT COSTS			TOTAL COSTS				Total Unit \$	Item Total \$
			Labor \$	Material \$	Equip \$	Labor \$	Material \$	Subcontractor \$	Equip \$		
Capitol Hardware											
Panic Hardware - ADD	1	EA		\$1,892.00		\$1,892.00				\$1,892.00	\$1,892.00
Door C113 - Deduct	1	EA		-\$308.00		-\$308.00				-\$308.00	-\$308.00
Estimate Totals						\$1,584.00				\$1,584.00	\$1,584.00


8900 Mortise Lock Exit Device

80 Series



SARGENT
ASSA ABLOY

8900 Series Mortise Lock Exit Device



8900 Features

- Designed for standard width stile applications on wood and metal doors
- Concealed single point guarded latching for additional security
- Also available as a WS8900 for additional certifications and listings, see Hurricane-Resistant section of this catalog
- Single door applications
- Double door applications with Vertical Rod
- Devices are ANSI A156.3 - Grade 1
- UL Fire and Panic listed

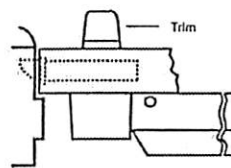
Specifications for 8900 Mortise Lock Exit

Door Types	Wood or metal 1-3/4" (44 mm) minimum thickness. For doors over 1-3/4" to 2-1/4" thick, specify thickness and order as 31-4-1/2" (114mm) minimum stile
Rail sizes as determined by door width	Rails are available in 4 sizes, use door width to determine size needed. Rails will be factory cut to size, if door width is supplied <ul style="list-style-type: none"> • E Rail for 24" to 32" door widths, No cutting required for 32" door • F Rail for 33" to 36" door widths, No cutting required for 36" door • J Rail for 37" to 42" door widths, No cutting required for 42" door • G Rail for 43" to 48" door widths, No cutting required for 48" door
Strike	C908 Standard Black Nylon Coated – ANSI Prep A115.1 Optional Strikes – 815 Open Back Strike or 908 Flat Lipped Strike with Black Nylon
Dogging Feature	Hex key dogging standard on non fired rated devices; specify 16- for cylinder dogging (#41 cylinder supplied)
Electric Options	AL- Alarm PL- SARGuide™ Photoluminescent Coated TL- SARGuide™ Illuminated Touchpad 53- LX Latchbolt Monitor 54- Outside Lever Monitoring 55- Request-to-Exit Signal - Rail Monitoring 56- Remote Latch Retraction 57- Delay Egress & Electromagnets 58- Electric Dogging 59- Electroguard – Self Contained Delayed Egress
Mounting Fasteners	Supplied standard with wood and machine screws Available with through-bolts and mortise (sex) nuts
Latch Bolt	Brass Nickel Plated, 3/4" (19mm) throw, anti-friction
Guarded/DeadLatch	Brass Nickel Plated, sliding type
Device Centerline from Finished Floor	41" (1041mm) for Standard Applications
Center Case Dimensions	8-3/8" (213mm) x 2-5/8" (67mm)
Projection	Pushbar Neutral – 3" (76mm) Pushbar Depressed – 2-1/8" (54mm)
Fire Exit Hardware	See Chart – Page 3

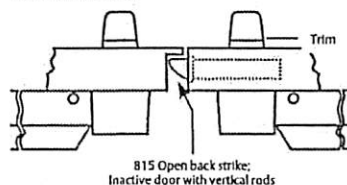
C908 Standard Strike

- Curved lip ANSI A-115.1
 - Handed. 1-1/4" (32mm) lip standard
 - Longer lips in increments of 1/4" (6mm) through 2-7/8" (73mm) available
 - Black nylon coated
-

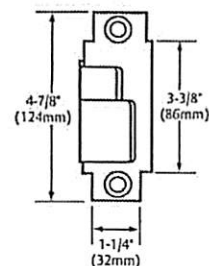
Single Door



Pair of Doors



815 Open Back Strike



- ANSI A-115.14 Open Back
- Beveled 1/8" (3mm) in 2" (51mm)
- Specify hand of active door
- Black nylon coat
- "B" label

8900 Functions and Trims

80 Series




SARGENT

ASSA ABLOY

How to order: Options F1-83- Series 89 Function 13 Rail Lgth F Trim ETL Hand RHR Outside Finish 26 Inside Finish 32 Door Width 36"

700 Series ET Trim



Exits with ET Trim, specify lever design after the ET designation (e.g., ETL)

Lever Designs for ET Controls

A, B, E, F, J, L, P, W
Also available with Coastal Series & Studio Collection Levers

ET Designation with Suffix (Used to order ET without device)

8900 Series: 704, 706, 710, 713, 715, 716, 740, 743, 744, 773, 774, 775 & 776

Freewheeling Trim

The lever rotates when the door is locked preventing excessive force from being applied to the horizontal lever

Electrified ET Trim and Electrified Mortise Locks

Voltage must be specified for the following functions: 73, 74, 75 and 76. Specify: 12VDC or 24VDC

SARGENT Function Numbers	ANSI Function Numbers	Description & Cylinder Info (1-3/4" Door)	ANSI Type 3 8900 Panic & Fire
04	03	Night Latch Key Retracts Latch #46 Cylinder Supplied	8904 x ET_
06	09	Key unlocks Trim, Trim retracts Latch/ Trim relocks when key is removed #41 Cylinder Supplied	8906 x ET_
10	01	No outside operation (No Cylinder)	8910
10	02	No outside operation (No Cylinder) ET Control is used as Pull Only	8910 x ET_
13	08	Key Outside Unlocks/locks Trim #41 Cylinder Supplied	8913 x ET_
15	14	Passage Only (No cylinder)	8915 x ET_
16	10	Key Outside Retracts Latch; Key Inside Unlocks/Locks O/S Trim O/S #46 & I/S #34 Cylinder Supplied	8916 x ET_
40	02	Freewheeling Trim - No outside Operation (No Cylinder) Dummy Trim	8940 x ET_
43	08	Freewheeling Trim - Key Outside Unlocks/locks Trim #41 Cylinder Supplied	8943 x ET_
44	03	Freewheeling Trim - Key Retracts Latch For 1-3/4" Door #46 Cylinder Supplied	8944 x ET_
75*		Electrified ET Trim - Fail Safe Power Off, Unlocks Lever, Key Retracts Latch For 1-3/4" Door #46 Cylinder Supplied	8975 x ET_
76**		Electrified ET Trim - Fail Secure Power Off, Locks Lever, Key Retracts Latch For 1-3/4" Door #46 Cylinder Supplied	8976 x ET_

Note: Exit devices are available in all standard finishes, except 14, 15, 26 & 26D. With these finishes, exit devices are supplied in 32 or 32D to match accordingly. 32 or 32D is automatically supplied when 26 or 26D is specified. For nickel finishes, specify 14/32 or 15/32D to receive nickel finished trims and stainless exit devices

* 75 Function without cylinder is available as a 73 Function
** 76 Function without cylinder is available as a 74 Function

Pull & Thumbpiece Trim Section

Trim Designations

- Use three letter designations (Ex "PTB") when ordering the Exit Device with trim
- Use the six digit designation (Ex "866-MAL") when ordering trim without an Exit Device, always specify finish & hand

SARGENT Function Numbers	ANSI Function Numbers	Description & Cylinder Info. (1-3/4" Door)	8904	8910	8928	8963	8966	8900 Panic & Fire
04	03	Night Latch-Key Retracts Latch #41 Cylinder Supplied	814-FLL	814-FLW	814-MAL	814-PTB	814-ST5	8904 x Trim Designation
10	02	No O/S Operation or Cylinder (Pull Only)	810-FLL	810-FLW	810-MAL	810-PTB	810-ST5	8910 x Trim Designation
28	15	Passage Only (No cylinder)	828-FLL	828-FLW	828-MAL	828-PTB	828-ST5	8928 x Trim Designation
63	05	Key Outside Unlocks/locks Thumbpiece #41 Cylinder Supplied	866-FLL	866-FLW	866-MAL	866-PTB	866-ST5	8963 x Trim Designation
66	07	Key Outside Retracts Latch; Key Inside Unlocks/Locks Trim; O/S #34 & I/S #41 Cylinder Supplied	866-FLL	866-FLW	866-MAL	866-PTB	866-ST5	8966 x Trim Designation

Note: Thumbpiece trims for 63 and 66 function devices are identical and are identified as 66 function when trim is ordered separately
Note: FLW trim is not available in 32(629) or 32D(630)
Note: Thumbpiece trims used with 8900 mortise lock exit devices are handed.

Options

8900

Mechanical Options:

- 12-
- 16-
- 19-
- 23-
- 31-
- 36-
- 37-
- 43-
- 53-
- 54-
- 55-
- 56-
- 56-HK-
- 57-
- 58-
- 59-
- BC-59-
- 76-
- 85-
- 86-
- 87-
- AL-
- 6T-
- CPC-
- LD-
- PL-
- SC-
- TL-
- Cylinder Options:
- 10-
- 10-21-
- 10-63-
- 11-
- 11-21-
- 11-60-
- 11-63-
- 11-64-
- 11-70-7P-
- 11-72-7P-
- 11-73-7P-
- 11-65-73-7P-
- 21-
- 22-
- 51-
- 52-
- 60-
- 63-
- 64-
- 70-
- 72-
- 73-
- 65-73-
- 65-73-7P-
- 73-7P-
- 81-
- 82-
- F1-82-
- 83-
- F1-83-
- 84-
- BR-
- LC-
- SC-
- SE-

* Options are not available with the following functions: 04 x ET, 16, 44, 75 & 76
** Only available with 15, 26D and 32D finishes

Available Finishes

SARGENT Finishes	BHMA Finishes
03	605
04	606
09	611
10	612
10B	613
10BE	613E
10BL	614
14	618
15	619
20D	624
26	625
26D	626
32	629
32D	630

Copyright © 1998-2017, Sargent Manufacturing Company, an ASSA ABLOY Group company. All rights reserved. Reproduction in whole or in part without the express written permission of Sargent Manufacturing Company is prohibited.

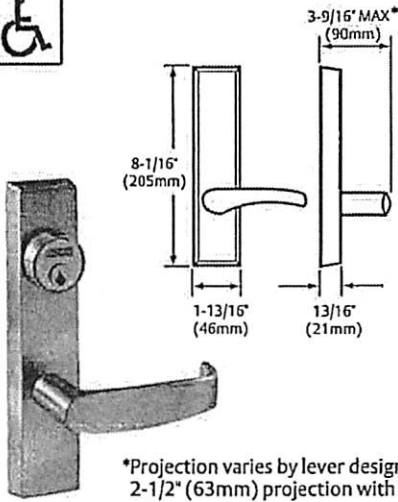
50641-X 07/01/17

ET Trim, Levers and Pulls

80 Series



ET Lever Controls

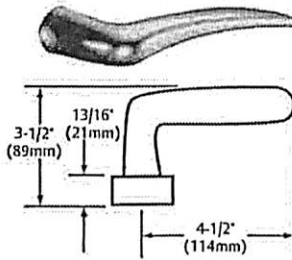


*Projection varies by lever design.
2-1/2" (63mm) projection with L Lever

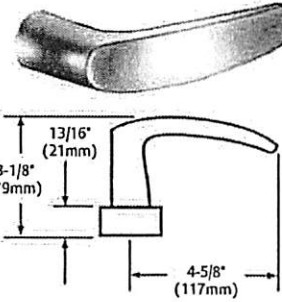
Note: ET suffixes required when ordering ET trim without an exit device, see page 71 for complete details

A Lever

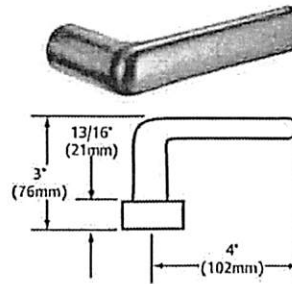
- Handed



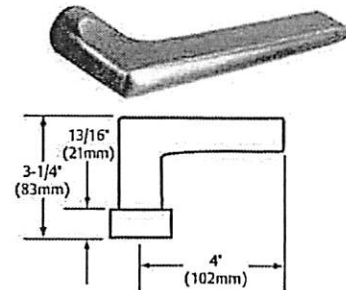
B Lever



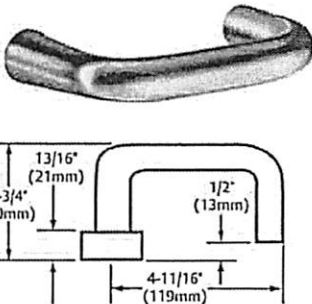
E Lever



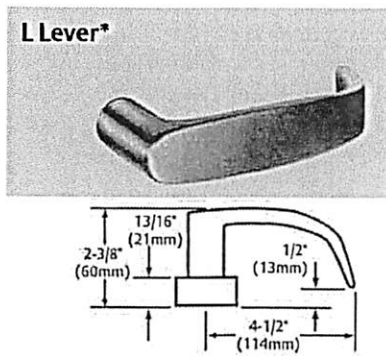
F Lever



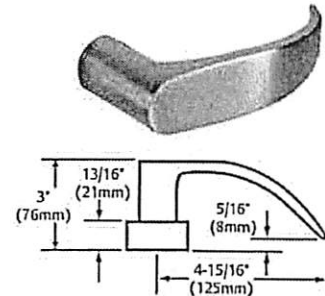
J Lever*



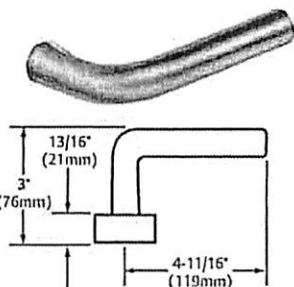
L Lever*



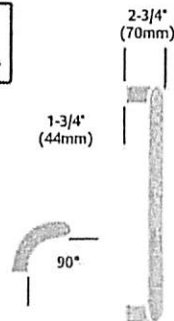
P Lever*



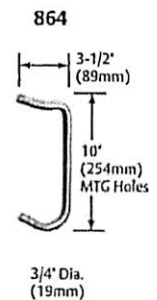
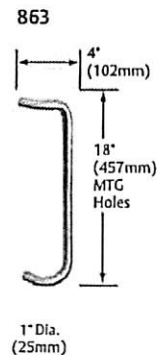
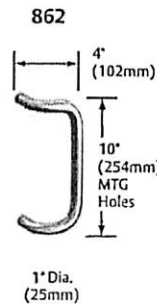
W Lever



Pulls



SIDE PROFILE



Copyright © 1998-2017, Sargent Manufacturing Company, an ASSA ABLOY Group company. All rights reserved. Reproduction in whole or in part without the express written permission of Sargent Manufacturing Company is prohibited.

*Lever returns within 1/2" (13mm) of door face

90641X 07/01/17



2006 ASPEN COVE · BRANDON, MS · 39042 PHONE: (601) 824-4646 FAX: (601) 824-2211 www.flagstarconstruction.com

December 18, 2017

Madison County Courtroom & Admin Renovations #17-100

Carl Franco
JH&H Architects/Planners/Interiors, PA
1047 North Flowood Drive
Flowood, MS 39232-9533

Change Proposal 003

Mr. Franco:

Please accept the following as our proposal for changes indicated in the attached proposals, as requested. These items will include removing and replacing the existing VCT & RB in Corridors C114 & C105. The total cost is as follows:

- Total Cost.....\$2,123.20

Proposal expires in fourteen (14) days. We request two (2) additional days to the contract duration for this additional work. Please feel free to contact me, should further information be required.

Sincere thanks,

A handwritten signature in cursive script that reads "A. Galey".

Amanda Galey
Project Manager
Flagstar Construction

Estimate Detail



Flagstar Construction
2006 Aspen Cove
Brandon, MS 39042

Madison County Courtroom & Admin Renovation - Remove and replace VCT & RB in Corridors C105 & C114.

Report DOES NOT include Taxes & Insurance or Indirect Costs.

Printed 12/18/2017

General Contractor

Description	Quantity	Unit	UNIT COSTS			TOTAL COSTS				Total Unit \$	Item Total \$
			Labor \$	Material \$	Equip \$	Labor \$	Material \$	Subcontractor \$	Equip \$		
Bryd & Cook	1	LS						\$1,265.00			\$1,265.00
<u>Flagstar</u> Demo of existing VCT & RB	16	HRS	\$25.00			\$400.00				\$25.00	\$400.00
Estimate Totals						\$400.00		\$1,265.00		\$25.00	\$1,665.00

Estimate Detail



Flagstar Construction
2006 Aspen Cove
Brandon, MS 39042

Madison County Courtroom & Admin Renovation - Remove and replace VCT & RB in Corridors C105 & C114.

Report DOES NOT include Taxes & Insurance or Indirect Costs.

Printed 12/18/2017

Sub-Contractor

Description	Quantity	Unit	UNIT COSTS			TOTAL COSTS				Total Unit \$	Item Total \$
			Labor \$	Material \$	Equip \$	Labor \$	Material \$	Sub-Tier \$	Equip \$		
Bryd & Cook Install new VCT & RB	1	LS	\$440.00	\$825.00		\$440.00	\$825.00			\$1,265.00	\$1,265
Estimate Totals						\$440.00	\$825.00			\$1,265.00	\$1,265.00
										Overhead	
										Profit	
										Commission	
										TOTAL	\$1,265.00

BYRD & COOK

2110 HWY 80 EAST
PEARL, MS 39208
(601) 939-3060 FAX (601) 939-3061

JOB NAME: CO for Madison Co. Admin. & Courtroom

DATE: 12/13/17

CHANGE ORDER QUOTE

Change order to Replace old VCT and Rubber Base in the Old Building

Material \$825.00

Labor \$440.00

Total CO Price \$1,265.00

QUOTE VALID FOR 60 DAYS

NO TAX OR BOND

SUZIE ANDERSON
PROJECT MANAGER ASSISTANT
BYRD AND COOK
P 601.939.3060
F 601.939.3061